



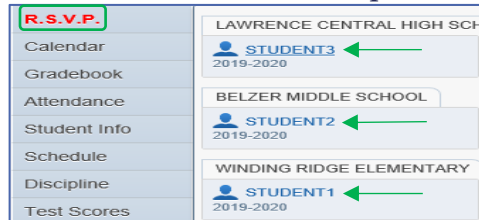
We WELCOME you to the 2021-2022 School Year

## R.S.V.P. ~ Returning Student Verification Process

### Complete Forms for Next School Year

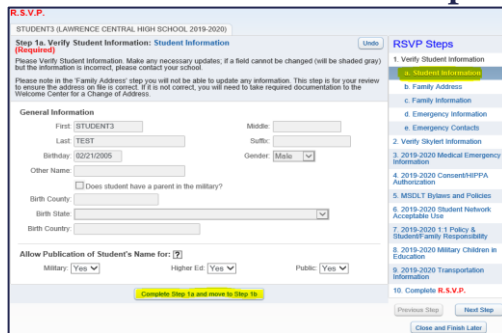
#### #1 Log in to Skyward Family Access

- If you do not know your Login ID and/or Password for Family Access, go to [www.LTschools.org](http://www.LTschools.org), click on Parents at the top of the page then “Click here to apply for a parent username and password to Skyward Family Access.” You may also contact your school for assistance.
- Once logged in, from the Home Page, select “**R.S.V.P.**” from the left side toolbar. All students in your family will appear (if not, contact your school for assistance); RSVP must be completed for each student:

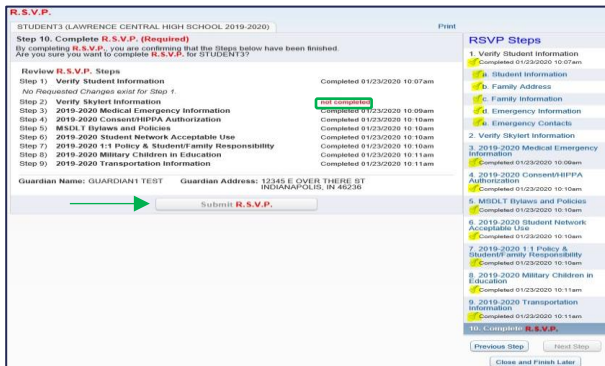


#### #2 Complete RSVP Steps

- Begin with Step #1a ~ Complete each step ~ **you must click on the “Complete” button at the end of each step:**



- When you get to the last step, “Complete **R.S.V.P.**”, you will be able to SUBMIT the student’s RSVP (there will be a **green** check mark next to completed steps):



\*The SUBMIT button will only activate once all steps are marked completed with a **green** check mark.

\*There are Instructions throughout the RSVP to help guide you.

## Student(s) Returning Next Year?

\*RSVP – let us know!

## Complete School Forms Online

\*Through Skyward Family Access

## Update Contact Information

\*Phone #, E-mail, Emergency Contacts

\*Address changes must be made through your student’s school

## Medical Forms

\*Emergency Medical Information & Consent To Treat

## Bus Form

\*Route information based on address on file

[WWW.LTSCHOOLS.ORG](http://WWW.LTSCHOOLS.ORG)



